
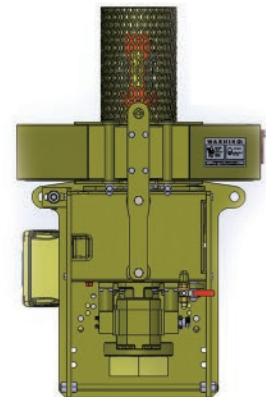





MB125-17T/19

MB150-D-17T/19



	MB125-17T/19T	MB150-D-17T/19T
Rating		
Power rating, kW / HP	93 / 125	110 / 150 @ 2 x 55 / 75
Maximum Polished Rod Speed (RPM)	500	
Thrust Bearing rating, ISO (kN / lbs) 17T	1,260 / 282,240	
Thrust Bearing rating, Ca90 (kg / lbs) 17T	33,391 / 73,460	
Thrust Bearing rating, ISO (kN / lbs) 19T	1,380 / 309,120	
Thrust Bearing rating, Ca90 (kg / lbs) 19T	36,571 / 80,456	
Maximum input torque (Nm / ft-lbs)	3,392 / 2,500	
Maximum brake torque (Nm / ft-lbs)	3,857 / 2,842	
Structural		
Belt guard	Fully enclosed hinged	
Polished rod size, in.	1 1/4" or 1 1/2"	
Wellhead connection	3 1/8 - 4 1/16 - 3,000 psi Flange	
Drivehead Shaft	3 1/2" shaft diameter	
Maximum Driven Sheave (OD x Type x Groove)	31.5 x 5V x 6	31.5 x 5V x 10
Overall Height (mm / inches)	965 / 38	1041 / 42
Drivehead Weight (kg / lbs)	628 / 1382	682 / 1500
Braking System		
Recoil control system	Hydraulic Pump	
Optional Equipment		
Environmental Seal Integral (5 Seals)		
Environmental Seal Booth		
Rope Packing Seal		
Anti-Ejection Clamp		
Tachometer		

'CAUSE WE GIVE A S#!T